

CHECKOUT FOR LESSON EIGHT

To complete this lesson I will: (check when completed)

PREPARATION

- 1. Prepare to give from memory John 13:34, 35.
- 2. Read and study Ephesians 1 - 6 using "My Daily Time With God" sheet. Make application of responses to God's Word.
- 3. Take notes on the Pastor's sermon. Use the Message Outline.
- 4. Complete all material in Lesson Eight, "Reaching Out to Others".
- 5. Read the booklet "Would You Like to Know God Personally?" (Obtain a copy from your discipler.)

TO BE COMPLETED WITH DISCIPLER

- 1. Briefly review main points of Lesson Seven emphasising the importance of worship and fellowship. Discuss applications.
- 2. Quote from memory John 13:34,35.
- 3. Discuss your Bible Study and Prayer Time and any applications or answers to prayer.
- 4. Discuss notes taken on Pastor's sermon.
- 5. Review Lesson Eight emphasising sharing Christ and making disciples of those who receive Christ.
- 6. Demonstrate how to share the gospel booklet; How You Can Become a Child of God! or "Would You Like to Know God Personally?"

(To purchase or download these and other materials see our website at: www.dynamicchurches.org)

7. Discuss your future plans e.g. Dynamic Sharing, Dynamic Discipling or other ministry areas. Go over the “Dynamic Sharing, An Opportunity” sheet together.

8. Go over “Checkout for Lesson Nine”. “Preparation” assignment is to be completed before we meet next time.

Date _____ Time _____ Place _____

9. Close in prayer using your “Much Prayer - Much Power – Much Praise” prayer sheet. Pray for the disciple you will each train next.

Dynamic *DISCIPLING*

Lesson Eight

REACHING OUT TO OTHERS

In the last lesson, we learned about the purpose of the church as it relates to worship and fellowship. Now let's look at the purpose of the church and its product, disciples.

Disciple-making is a process that begins by sharing Christ and then continues by helping those who receive Christ grow toward maturity. When they lead others to Christ and disciple them, they become disciplers. When you received Christ as your Saviour, you began a life long process of becoming a disciple. Now it is time for you to begin to disciple others. The church is a family, not an orphanage, and in a family where there are several children the older ones help the younger ones as they grow together.

WHAT IS A DISCIPLE?

What are the marks of a disciple?

Mark 1:17 _____

John 1:41 _____

2 Timothy 2:15 _____

John 14:21 _____

John 16:13, 14 _____

Ephesians 5:18 _____

Acts 1:8 _____

You need to keep growing. What has God provided in the church to help you grow?

Ephesians 4:11, 12 _____

The pastor and other leaders are equippers of those who like yourself are to be ministers to do works of service.

CHRIST'S COMMAND

“Jesus didn't say, ‘Would you like to go?’. No, He commanded and they did it. That is how disciples are made.”

Disciple by Juan Carlos Ortiz

What was the first thing Jesus told his disciples to do?

Mark 1:17 _____

What were His last instructions to His disciples?

Acts 1:8 _____

As His disciples, we too must be witnesses of what He has done for us and share the gospel with those around us. This is one way that we can minister to others.

“God's dwelling place on earth is no longer conceived of as a building set apart from the world, but as a people sent into the world.”

Thomas Gillespie

Read Mark 5:1-20. Jesus delivered a man who was demon-possessed and living in the tombs. As Jesus was leaving, the man begged to go with Him. Jesus' reply was that the man should return home and share his new-found life with his family and friends.

What did Jesus say he should tell his family? (v.19) _____

Briefly describe his life before he met Jesus. (v. 2-5)

What did Jesus do for him? (v.6-13) _____

What changes had Christ made in his life? (v.15) _____

The man went home and told his family. As he shared his story with them, how did they respond? (v.20)

You too have been delivered from Satan's control and have a story to tell. Write out 1 Peter 3:15.

WITNESS BY TELLING YOUR STORY

Use the following workshop to help you to summarise what God has done for you.

“MY LIFE STORY” WORKSHOP

The purpose of this workshop is to help you write a testimony and present it to others.

HOW TO PREPARE “MY LIFE STORY” - PERSONAL TESTIMONY

Any subject matter can be presented more effectively by careful organisation. A carefully prepared testimony, empowered by the Holy Spirit, can be of immediate and effective use in nearly every witnessing situation. It should be our desire to present Christ in such a clear, attractive, yet simple way, that those who hear will want to know Him too, and will also know "how" to receive Him personally.

Do's and Don'ts of a Personal Testimony

Do's:

1. Ask the Lord to give you wisdom and guidance as you write.
(James 1:5,6)
2. Follow a four-point outline: “My Life Story” (see sample worksheet).
 - a. Share about your life before knowing Christ.
 - b. Explain how you came to know Christ (be specific).
 - c. Tell about your life after you received Christ (positive changes He has made, what He means to you now).
 - d. Give an appropriate Bible verse.
3. Emphasise point “c” above if you became a Christian as a young child.
4. Use approximately 10 seconds for point (a), 20 seconds for point (b), 25 seconds for point (c), and 5 seconds for point (d). Points (a) and (b) are past history. Once you have prepared them you will not necessarily be changing them. Point (c) should be kept current and fresh – share what Christ is doing in your life now.
5. Begin with an interesting, attention-getting sentence and close with a good conclusion. Try to follow a theme throughout.
Examples are:

Purpose for living
God's Word
Freedom from fear of death
Freedom from self
Fulfillment
God's forgiveness

Sense of belonging
Assurance of Salvation
Freedom from fear of living
Peace of mind
God's love
Success

6. Write in such a way that others will feel associated with you in past and present experiences. Talk about changes in attitudes such as: apathy or hate to love; resentment to concern; depression to joy; anxiety to peace; impatience to patience; lack of discipline to temperance.
7. Edit carefully and rewrite as necessary before final draft.
8. Memorise your testimony and practice it until it becomes natural.

Don'ts:

1. Don't use Christian jargon - words such as: saved, converted, convicted, born again, and sin. Though these words and phrases are precious to us, they are often misunderstood by non-Christians.
2. Don't be too wordy, beat around the bush, or emphasise how bad you used to be.
3. Don't use words like wonderful, glorious, fantastic, etc.
4. Don't mention church denominations, especially in a derogatory way.
5. Don't speak negatively about any other individual or group.
6. Don't give the impression that the Christian life is a life without problems.

EVALUATE YOUR "LIFE STORY"

1. What is my theme? _____
2. Will my opening statement catch their attention? _____

My life before I received Christ:

1. Remember, I will be talking to non-Christians. Could they relate? Is it realistic?
2. What caused me to realise that I needed Christ?

How I received Christ:

1. Did I say specifically **how** I actually invited Christ into my life?
2. Would a non-Christian know how to and want to receive Christ as a result of hearing my testimony?

My life after I received Christ:

1. Did I use simple, clear illustrations of ways in which Christ has changed me?
2. Is it realistic? Remember, no one is perfect.
3. Does it show that it is Christ making the difference in my life?

Appropriate Bible Verse:

1. Does this verse tie in with the theme of “My Life Story”?

When Sharing Your Testimony, Be Sure to:

1. Share it with loving enthusiasm in the power of the Holy Spirit. (Ephesians 5:18)
2. Speak clearly in a natural, relaxed tone of voice.
3. Avoid mannerisms when you speak, such as: rubbing your nose, clearing your throat and using “ums” and “ahs”.
4. Avoid using high pressure methods to get a “decision” for Christ. Remember men are “born of the Spirit”, not through the persuasiveness or logic of men, though God may use both.
5. Avoid preaching at people. Present **a testimony**, not a preachimony. Say “**I**” not “you”. Remember, it is **your** story.
6. **Smile often!** Ask the Lord to give you a happy, radiant face.

MY LIFE STORY WORKSHEET

MY LIFE BEFORE I RECEIVED CHRIST

HOW I RECEIVED CHRIST (Be Specific)

MY LIFE AFTER I RECEIVED CHRIST

APPROPRIATE BIBLE VERSE

WITNESS BY PRESENTING CHRIST

There are many ways to present the gospel of Jesus Christ. In this training we recommend using a prepared booklet such as “Would You Like to Know God Personally?” or “Have you Heard of the Four Spiritual Laws?” both by Bill Bright or “Steps to Peace with God” by Billy Graham. Your discipler should have supplied you with a copy. You can also go to our website at www.dynamicchurches.org look under the Media Tab, click on Video and select the video “How to be a Child of God” by David Howell.

READ THE GOSPEL BOOKLET

Read the booklet (or view the video) and become familiar with it. Your discipler will demonstrate how to use it to share your faith with another person.

The Apostle Paul tells of his conversion experience in Acts 22. What did he ask when he met Jesus? (v.8)

Every seeking person needs to understand who Jesus is. As you present the gospel be sure to talk about Jesus.

Not everyone you share with will be ready to receive Christ as their Saviour, but many will. Those who do receive Him will need your help to grow.

What was the second question Paul asked Jesus? Acts 22:10


MAKE DISCIPLES

Sharing Christ is the first step in making disciples. What do you teach a new disciple? Matthew 28:20

They will be a long time learning to obey everything Jesus taught, but your part as their discipler will be to help them grow.

APPLICATION

Study the following diagram and discuss it with your discipler.



PERSONAL GROWTH

Identify where you are in this process. How have you benefited from your growth experience so far?

For you to continue your growth, the next step is Dynamic Sharing. You will learn how to share Christ with those who have had contact with our church. This will equip you and give you greater confidence to share with others. (Read through the "Dynamic Sharing, An Opportunity" sheet at the end of this lesson.)

Do you plan to take One-to-One Dynamic Sharing? _____

Discuss with your discipler about arrangements to begin.

WITNESSING OPPORTUNITIES

What can you do to acquaint a non-Christian friend with the gospel?

(Example: Friendship Party, Church Outreach, etc.)

With whom would you like to share Christ? _____

Would you like help? _____ When? _____

DISCIPLING OPPORTUNITIES

In what areas could you involve a new Christian?

(One-to-One, Life Group, Sunday School etc.)

Why would it be important for you to help them grow?

Dynamic **SHARING**

ONE -TO-ONE

AN OPPORTUNITY

Most Christians today would like to experience that same supernatural, dynamic and fulfilling life that is described in the New Testament epistles. It was not merely performance to them, but an invasion of their lives by a new quality of life which they described as **Christ living in them.**

That same life is available to us as we respond to God's Word.

GOD'S PLAN

God's plan is for every believer to be a witness for Him. You are a vital part of that world-wide work which He would have His people accomplish in this age. Is there anything more important?

GOD'S POWER

God's promise: ***“But you will receive power when the Holy Spirit comes on you; and you will be my witnesses in Jerusalem, and in all Judea and Samaria, and to the ends of the earth.”*** Acts 1:8

WHAT IS DYNAMIC SHARING?

1. It consists of six one-to-one training sessions which are used by one person to train another who will in turn train another person.
2. We will meet together once a week for 2 hours to share, practice, pray and go out on an evangelistic appointment together.

WHY ONE-TO-ONE?

1. Short term one-to-one evangelism is easily reproduced. (The most effective way to pass on training to another)
2. Almost anyone can do individual training. A man trains a man, a woman trains a woman.

1. It provides potential for you to develop as a leader.
4. You will become more accountable.
5. It helps you become more committed in obedience to Christ as you model effective evangelism.
6. You will have an opportunity to develop strong Christian relationships.
7. It gives flexibility in scheduling our Dynamic Sharing times together.

THE GOALS OF DYNAMIC SHARING ARE TO:

1. Help you gain a vision for evangelism.
2. Help establish your confidence in the Holy Spirit as He empowers and directs in witnessing.
3. Help you learn how to share your personal testimony
4. Help equip you to be a witness for Christ.
5. Help you plan effective follow-up for new believers.
6. Help you begin training others to be witness (to reproduce).

“And the things you have heard me say in the presence of many witnesses, entrust to reliable men (mankind) who will also be qualified to teach others”. II Timothy 2:2

WHAT ARE THE QUALIFICATIONS FOR YOU TO BE INVOLVED IN DYNAMIC SHARING?

1. A desire to grow in your relationship with Christ.
2. A teachable attitude - willingness to learn from and interact with others.
3. Purchase the training manual
4. A commitment to attend weekly sessions.
5. A commitment to complete assignments.

HAVE YOU MADE ARRANGEMENTS TO GO ON TO DYNAMIC SHARING?

CAN I MAKE ARRANGEMENTS FOR YOU?

MY DAILY TIME WITH GOD

Week of _____ to _____ 20 _____

This Week's Memory Verse: (Review Each Day)

Reference _____

Day 1 Bible Reading Reference _____

Most Meaningful Verse _____

What Impressed Me Was _____

God is Teaching Me _____

My Response Is _____

Day 2 Bible Reading Reference _____

Most Meaningful Verse _____

What Impressed Me Was _____

God is Teaching Me _____

My Response Is _____

Day 3 Bible Reading Reference _____

Most Meaningful Verse _____

What Impressed Me Was _____

God is Teaching Me _____

My Response Is _____

Day 4 Bible Reading Reference _____

Most Meaningful Verse _____

What Impressed Me Was _____

God is Teaching Me _____

My Response Is _____

Day 5 Bible Reading Reference _____

Most Meaningful Verse _____

What Impressed Me Was _____

God is Teaching Me _____

My Response Is _____

Day 6 Bible Reading Reference _____

Most Meaningful Verse _____

What Impressed Me Was _____

God is Teaching Me _____

My Response Is _____

Day 7 Bible Reading Reference _____

Most Meaningful Verse _____

What Impressed Me Was _____

God is Teaching Me _____

My Response Is _____

**MUCH PRAYER -
MUCH POWER -
MUCH PRAISE!**

REQUEST	DATE	ANSWERED	DATE

MESSAGE OUTLINE

Topic _____

Date _____ Speaker _____

Scripture Reference _____

List Main Points and Key Thoughts for Each

What Impressed Me Was _____

God is Teaching Me _____

My Response is _____

CHECKOUTFORLESSON NINE

To complete this lesson I will: (check when completed)

PREPARATION

- 1. Prepare to give from memory 2 Timothy 2:2.
- 2. Read and study Galatians 1 - 6 using "My Daily Time With God" sheet. Making application of responses to God's Word.
- 3. Take notes on the Pastor's sermon. Use the Message Outline.
- 4. Complete all material in Lesson Nine, "God's Will for My Future".
- 5. Study how the Dynamic Discipling fits into the Spontaneous Disciple Making - Discovery Group Model or the Dynamic Life Process. Be prepared to explain the diagrams on next 2 pages to your discipler.

TO BE COMPLETED WITH DISCIPLER

- 1. Briefly review main points of Lesson Eight emphasising sharing Christ and making disciples of those who receive Christ. Discuss application.
- 2. Quote from memory 2 Timothy 2:2.
- 3. Discuss your Bible Study and Prayer Time and any applications or answers to prayer.
- 4. Discuss notes taken on Pastor's sermon.
- 5. Have your disciple explain how the Dynamic Discipling fits into the Spontaneous Disciple Making - Discovery Group Model or Dynamic Life Process diagrams on next 2 pages.
- 6. Review Lesson Nine emphasising knowing God's will and opportunities for ministry.
- 7. Discuss your future plans e.g. Dynamic Sharing, discipling another person or other ministry areas. **Complete and present "Certificate of Achievement"** now or at your Discovery Group or Life Group.
- 8. Discuss Membership Orientation Class and Baptism
- 9. Close in prayer using your "Much Prayer-Much Power-Much Praise" prayer sheet. Pray for those you will each train next.

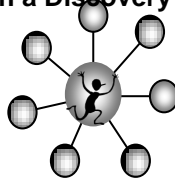
Discovery Group Growth Potential

Elements of a Spontaneous Disciple Making Process

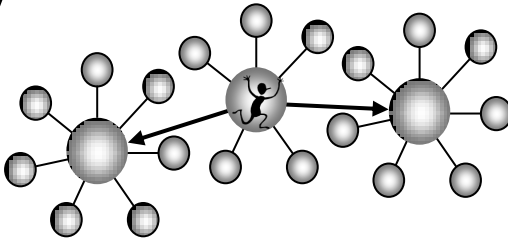
1. Vision and Desire come from God.
2. Prayer to know God's direction for you.
Develop a Prayer Calendar Team of 30 people.
3. Engaging Lost People in the Community.
4. Find a Person who is Interested and Open to the Gospel.



5. Begin a Discovery Group.

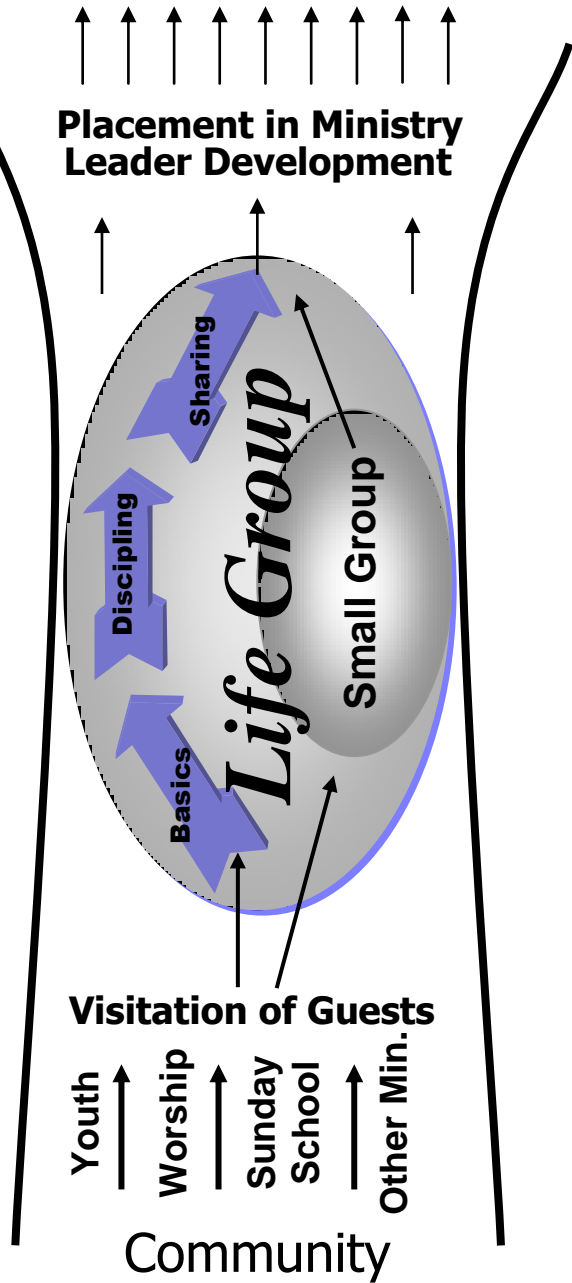


6. Begin other Discovery Groups.



7. Baptize all who receive Jesus Christ.
8. Establish each new Christian using
Dynamic Basics One-to-One.
9. Recruit and develop a leader for every new Discovery Group
using Dynamic Discipling One-to-One.
10. Expand the present Church Ministry or Plant New Churches.
11. Continue to Mentor the Discovery Group Leaders and
Church Planters.

Dynamic Life Process



Small Group + One-to-One = Life Group

Dynamic *DISCIPLING*

Lesson Nine

GOD'S WILL FOR MY FUTURE

Being a Christian affects the way we live but it should also affect our plans for the future. It is a comfort to know that God knows our future and as we submit to His will, we will experience God's best. It has been said "God always gives His best to those who leave the choice to Him."

In this lesson we will learn that God has a plan for our life, and has gifted us uniquely to serve others within His church family.

HOW TO KNOW GOD'S WILL

Read Romans 12:1, 2. According to these verses:

Is it possible to know God's will? _____

How is His will described? _____

The apostle Paul in the previous chapters of Romans has explained the mercies of God in providing such a great plan of salvation. "***In view of God's mercy***", what does he urge you to do?

What does "a living sacrifice" mean to you? _____

By presenting ourselves to live holy lives, we worship God and bring Him pleasure. We are not to conform to the pattern or system of the world. What are we to do?

If you do these things what will result? _____

Have you presented yourself totally to God, to be used by Him in any way He chooses? _____. At this moment is the Holy Spirit in control your life? _____

EVALUATE

Read 1 Corinthians 13. The fruit of the Spirit is love. Love displays itself in various ways. Evaluate how the Spirit is demonstrating love through you.

Are you:

Patient with others? _____

Kind to those less fortunate? _____

Envious of those who succeed? _____

Boastful of your achievements? _____

Proud of who you are? _____

Seeking honour for yourself? _____

Rude to anyone? _____

Easily angered by yourself, others or circumstances? _____

Keeping record of any wrong done to you? _____

Enjoying sin? _____

Glad to hear the truth? _____

Trying to protect others? _____

Trusting? _____

Always hopeful? _____

Always persevering? _____

RENEW YOUR MIND

Learn to think as God would think about your future, to see the world as He sees it. You are a unique person, placed by God in your unique setting. To do what? Well, what would Jesus do if He were you? What would He be planning and doing? Would it be limited to your human resources? Would it be successful? Would it be worth devoting your life to? Yes, of course!

He wants that kind of life for you, but we all tend to limit God by our lack of faith and expectations.

Read Jeremiah 29:11-13. What are God's plans for you? _____

Dare to break out of yourself and say "Lord, I am available for you to use me. What do you want to accomplish through me?" God's word says, **"Seek Me and you shall find Me when you search for Me with all your heart"** (v.13). When you seek God's will, you will find it. What would Jesus be doing? Luke 19:10

Would He want to do that through you? _____

What did Jesus tell His disciples to do? Mark 16:15 and

Matthew 28:19, 20 _____

We are all His disciples and each one of us is to reach out and share the gospel with those with whom we come in contact.

WHERE SHOULD YOU MAKE DISCIPLES?

Some are called by God to go to places where no one has heard about Jesus. Others are called to live at home and work at a job in order to reach their neighbours and the people with whom they work. Your ministry is of first importance. Your job could be a means to provide the opportunities for ministry. Elton Trueblood once noted that "work which has no other incentive than the pay cheque is closer to slavery than it is to freedom." But work properly perceived produces wholeness and is an extension of our worship which results in ministry. Secular work can be an act of praise to God.

WHAT SHOULD YOU DO?

To decide what you should do, ask, "What would Jesus do? How would He seek and save the lost through me?"

PRAYERFULLY CONSIDER THE OPPORTUNITIES AROUND YOU

List the names of people you know who may not know God personally.

Start with those around you, but think big.

REPRODUCE YOURSELF

Describe the strategy given in Acts 1:8 _____

What would be your Jerusalem? _____

You must begin where you are and make disciples who will make disciples who will in turn make disciples and so on. If you were married and had 3 children and they each had 3 children and they each had 3 children and they each had 3 children, how many great-great-grandchildren would you have?

YOU
3 children
 $3 \times 3 = 9$ grandchildren
 $9 \times 3 = 27$ great-grandchildren
 $27 \times 3 = 81$ great-great-grandchildren
Total 121 descendants to this point

The church provides opportunities for you to continue to be a disciple and to reproduce yourself as you help others become disciples. Multiplication comes only as you reproduce yourself (equip others to do what you do).

Start by learning to lead others to Christ. **Make disciples!**

MINISTERING THROUGH THE CHURCH

Different ministries will produce different results. One ministry leads to conversions; another ministry helps Christians grow. There are varieties of gifts, services and results.

What is Ministry? It is the reasonable service of all Christians responding to Christ's command to act out a life-style of love to believers and non-believers alike.

Christians are to be fishers of _____. Matthew 4:19

Christians are to be _____. Matthew 5:13

Christians are to be _____. Matthew 5:14

Christians are to be _____. Matthew 9:38

Christians are to feed the _____. Ezekiel 18:7b

Christians are to _____. Mark 10:45

“God is vitally interested in every sphere of our life: church, family, leisure and occupation. God does not limit His interest to our ‘churchly’ activities. He is as interested in how we paint a house, or teach school as He is in how we pray, read the Bible or sing a hymn. God does not make a distinction between ‘secular’ and ‘sacred’. All is under His sovereignty. God’s call on our lives causes us to view every activity as an opportunity through which we can praise God and serve humankind. Rather than saying, “I am not a minister, I’m a carpenter,” one should explain, “I’m a minister through my carpentry”. The mere task does not make it ministry. It becomes “ministry” when done in a manner which conforms to biblical principles and when it is viewed as an opportunity to cause others to think more highly of Christ. We are most the church when we are not in the church building!” Timothy Two by John Maxwell

GOD GIVES US SPIRITUAL GIFTS TO SERVE

Spiritual gifts are mentioned in three New Testament letters. We shall concentrate our study on the primary gifts listed in Romans 12. The other gifts are listed in I Corinthians 12 and Ephesians 4.

List the seven gifts found in Romans 12:6-8. _____

God gives every Christian at least one spiritual gift. Consider the above list. How has God gifted you for serving others?

What evidence have you seen of this gift being demonstrated through you?

If you are not sure, discuss this with your discipler. You may need to try serving in different ways to discover where you fit as a functioning part of the Body of Christ.

APPLICATION

CHOOSE A MINISTRY

Pray and ask the Holy Spirit to guide you. To best use your spiritual gifts try to conclude a general area of service, e.g.: teaching, serving, etc.

Do you enjoy leading people in large groups _____,

Small groups _____, or one-to-one _____

Do you enjoy working with: seniors _____, middle adults _____

young adults _____, youth _____, children _____

babies _____.

List below the opportunities available in your church.

Discuss this with your discipler and choose the ministry for which you believe God is preparing you.

I would choose _____ ministry.

The purpose of your ministry is to serve others as Jesus would serve them so that God will be glorified.

TRAIN FOR EFFECTIVE SERVICE

Training is essential if one is to be involved in fruitful ministry. It is unfair to ask people to fulfil important roles in the church without offering them any training opportunities. Any person who takes his service to God seriously must give adequate attention to preparation. Ministry is not automatic; it needs avenues for training and expression. Training must be designed with clear objectives, goals and methods.

Why is it important to be trained for ministry? 2 Timothy 2:15

What opportunities are there in your church for training?

CONTINUE TO LEARN AND GROW

Read I Corinthians 2:6-16. We all have much to learn about God. Be sure to continue in the process of growth. The next step is for you to be trained in Dynamic Sharing. (Read through the “Dynamic Sharing One-to-One an Opportunity” sheet if needed.)

Continue to use your “My Daily Time With God” sheets to maintain consistent study of God's Word. Choose the books you want to study and check off the “My Daily Time With God Bible Reading Record” as you complete each chapter. Additional study sheets are available from your church office or may be ordered from Dynamic Churches International.

(For many other valuable resources designed to help you grow in your relationship with the Lord Jesus Christ please visit our website at: www.dynamicchurches.org (Many you can download free of cost).

MY DAILY TIME WITH GOD

Week of _____ to _____ 20 _____

This Week's Memory Verse: (Review Each Day)

Reference _____

Day 1 Bible Reading Reference _____

Most Meaningful Verse _____

What Impressed Me Was _____

God is Teaching Me _____

My Response Is _____

Day 2 Bible Reading Reference _____

Most Meaningful Verse _____

What Impressed Me Was _____

God is Teaching Me _____

My Response Is _____

Day 3 Bible Reading Reference _____

Most Meaningful Verse _____

What Impressed Me Was _____

God is Teaching Me _____

My Response Is _____

Day 4 Bible Reading Reference _____

Most Meaningful Verse _____

What Impressed Me Was _____

God is Teaching Me _____

My Response Is _____

Day 5 Bible Reading Reference _____

Most Meaningful Verse _____

What Impressed Me Was _____

God is Teaching Me _____

My Response Is _____

Day 6 Bible Reading Reference _____

Most Meaningful Verse _____

What Impressed Me Was _____

God is Teaching Me _____

My Response Is _____

MESSAGE OUTLINE

Topic _____

Date _____ Speaker _____

Scripture Reference _____

List Main Points and Key Thoughts for Each

What Impressed Me Was _____

God is Teaching Me _____

My Response is _____

MY DAILY TIME WITH GOD
BIBLE READING RECORD
OLD TESTAMENT

GENESIS	1 2 3 4 5 6 7 8 9 10 11 12 13 14 5 16 17 18 19 20 21 22 23 24 25 26 27 28 29 30 31 32 33 34 35 36 37 38 39 40 41 42 43 44 45 46 47 48 49 50
EXODUS	1 2 3 4 5 6 7 8 9 10 11 12 13 14 15 16 17 18 19 20 21 22 23 24 25 26 27 28 29 30 31 32 33 34 35 36 37 38 39 40
LEVITICUS	1 2 3 4 5 6 7 8 9 10 11 12 13 14 15 16 17 18 19 20 21 22 23 24 25 26 27
NUMBERS	1 2 3 4 5 6 7 8 9 10 11 12 13 14 15 16 17 18 19 20 21 22 23 24 25 26 27 28 29 30 31 32 33 34 35 36 37
DEUTERONOMY	1 2 3 4 5 6 7 8 9 10 11 12 13 14 15 16 17 18 19 20 21 22 23 24 25 26 27 28 29 30 31 32 33 34
JOSHUA	1 2 3 4 5 6 7 8 9 10 11 12 13 14 15 16 17 18 19 20 21 22 23 24
JUDGES	1 2 3 4 5 6 7 8 9 10 11 12 13 14 15 16 17 18 19 20 21
RUTH	1 2 3 4
1 SAMUEL	1 2 3 4 5 6 7 8 9 10 11 12 13 14 15 16 17 18 19 20 21 22 23 24 25 26 27 28 29 30 31
2 SAMUEL	1 2 3 4 5 6 7 8 9 10 11 12 13 14 15 16 17 18 19 20 21 22 23 24
1 KINGS	1 2 3 4 5 6 7 8 9 10 11 12 13 14 15 16 17 18 19 20 21 22
2 KINGS	1 2 3 4 5 6 7 8 9 10 11 12 13 14 15 16 17 18 19 20 21 22 23 24 25
1 CHRONICLES	1 2 3 4 5 6 7 8 9 10 11 12 13 14 15 16 17 18 19 20 21 22 23 24 25 26 27 28 29
2 CHRONICLES	1 2 3 4 5 6 7 8 9 10 11 12 13 14 15 16 17 18 19 20 21 22 23 24 25 26 27 28 29 30 31 32 33 34 35 36
EZRA	1 2 3 4 5 6 7 8 9 10
NEHEMIAH	1 2 3 4 5 6 7 8 9 10 11 12 13
ESTHER	1 2 3 4 5 6 7 8 9 10
JOB	1 2 3 4 5 6 7 8 9 10 11 12 13 14 15 16 7 18 19 20 21 22 23 24 25 26 27 28 29 30 31 32 33 34 35 36 37 38 39 40 41 42
PSALMS	1 2 3 4 5 6 7 8 9 10 11 12 13 14 15 16 17 18 19 20 21 22 23 24 25 26 27 28 29 30 31 32 33 34 35 36 37 38 39 40 41 42 43 44 45 46 47 48 49 50 51 52 53 54 55 56 57 58 59 60 61 62 63 64 65 66 67 68 69 70 71 72 73 74 75 76 77 78 79 80 81 82 83 84 85 86 87 88 89 90 91 92 93 94 95 96 97 98 99 100 101 102 103 104 105 106 107 108 109 110 111 112 113 114 115 116 117 118 119 120 121 122 123 124 125 126 127 128 129 130 131 132 133 134 135 136 137 38 139 140 141 142 143 144 145 146 147 148 149 150
PROVERBS	1 2 3 4 5 6 7 8 9 10 11 12 13 14 15 16 17 18 19 20 21 22 23 24 25 26 27 28 29 30 31
ECCLESIASTES	1 2 3 4 5 6 7 8 9 10 11 12
SONG OF SOLOMON	1 2 3 4 5 6 7 8
ISAIAH	1 2 3 4 5 6 7 8 9 10 11 12 13 14 15 16 17 18 19 20 21 22 23 24 25 26 27 28 29 30 31 32 33 34 35 36 37 38 39 40 41 42 43 44 45 46 47 48 49 50 51 52 53 54 55 56 57 58 59 60 61 62 63 64 65 66
JEREMIAH	1 2 3 4 5 6 7 8 9 10 11 12 13 14 15 16 17 18 19 20 21 22 23 24 25 26 27 28 29 30 31 32 33 34 35 36 37 38 39 40 41 42 43 44 45 46 47 48 49 50 51 52
LAMENTATIONS	1 2 3 4 5 6

EZEKIEL	1 2 3 4 5 6 7 8 9 10 11 12 13 14 15 16 17 18 19 20 21 22 23 24 25 26 27 28 29 30 31 32 33 34 35 36 37 38 39 40 41 42 43 44 45 46 47 48
DANIEL	1 2 3 4 5 6 7 8 9 10 11 12
HOSEA	1 2 3 4 5 6 7 8 9 10 11 12 13 14
JOEL	1 2 3
AMOS	1 2 3 4 5 6 7 8 9
OBADIAH	1
JONAH	1 2 3 4
MICAH	1 2 3 4 5 6 7
NAHUM	1 2 3
HABAKKUK	1 2 3
ZEPHANIAH	1 2 3
HAGGAI	1 2
ZECHARIAH	1 2 3 4 5 6 7 8 9 10 11 12 13 14
MALACHI	1 2 3 4

NEW TESTAMENT

MATTHEW	1 2 3 4 5 6 7 8 9 10 11 12 13 14 15 16 17 18 19 20 21 22 23 24 25 26 27 28
MARK	1 2 3 4 5 6 7 8 9 10 11 12 13 14 15 16
LUKE	1 2 3 4 5 6 7 8 9 10 11 12 13 14 15 16 17 18 19 20 21 22 23 24
JOHN	1 2 3 4 5 6 7 8 9 10 11 12 13 14 15 16 17 8 19 20 21
ACTS	1 2 3 4 5 6 7 8 9 10 11 12 13 14 15 16 17 18 19 20 21 22 23 24 25 26 27 28
ROMANS	1 2 3 4 5 6 7 8 9 10 11 12 13 14 15 16
1 CORINTHIANS	1 2 3 4 5 6 7 8 9 10 11 12 13 14 15 16
2 CORINTHIANS	1 2 3 4 5 6 7 8 9 10 11 12 13
GALATIANS	1 2 3 4 5 6
EPHESIANS	1 2 3 4 5 6
PHILIPPIANS	1 2 3 4
COLOSSIANS	1 2 3 4
1 THESSALONIANS	1 2 3 4 5
2 THESSALONIANS	1 2 3
1 TIMOTHY	1 2 3 4 5 6
2 TIMOTHY	1 2 3 4
TITUS	1 2 3
PHILEMON	1
HEBREWS	1 2 3 4 5 6 7 8 9 10 11 12 13
JAMES	1 2 3 4 5
1 PETER	1 2 3 4 5
2 PETER	1 2 3
1 JOHN	1 2 3 4 5
2 JOHN	1
3 JOHN	1
JUDE	1
REVELATION	1 2 3 4 5 6 7 8 9 10 11 12 13 14 15 16 17 18 19 20 21 22

Discovery Group Disciple Making Model

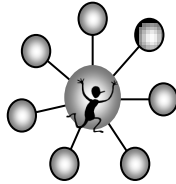
Discovery Group Growth Potential

Elements of a Spontaneous Disciple Making Process

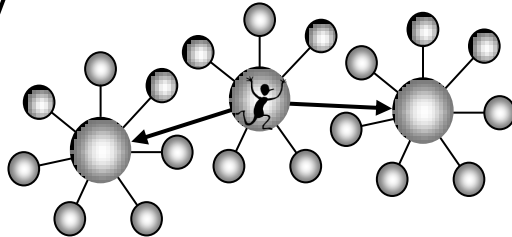
1. Vision and Desire come from God.
2. Prayer to know God's direction for you.
Develop a Prayer Calendar Team of 30 people.
3. Engaging Lost People in the Community.
4. Find a Person who is Interested and Open to the Gospel.



5. Begin a Discovery Group.



6. Begin other Discovery Groups.



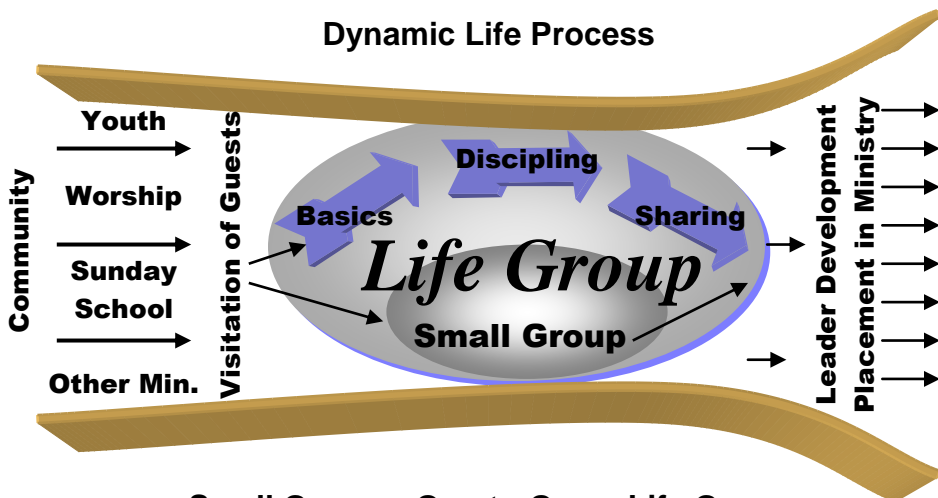
7. Baptize all who receive Jesus Christ.
8. Establish each new Christian using Dynamic Basics One-to-One.
9. Recruit and develop a leader for every new Discovery Group using Dynamic Discipling One-to-One.
10. Expand the present Church Ministry or Plant New Churches.
11. Continue to Mentor the Discovery Group Leaders and Church Planters.

Life Group Disciple Making Model

DESCRIBING THE DYNAMIC LIFE PROCESS

HOW TO EXPLAIN THE DYNAMIC LIFE PROCESS PROCESS DIAGRAM

Using the diagram and the description that follows, explain each aspect of the process.



Small Group + One-to-One = Life Group

1. **Community.** As we reach out into the community and share the Gospel of God's love, we will be attracting new people to our church family.
2. **Youth, Worship, Sunday School, Small Groups and Other Ministries** all provide opportunities to invite new people to participate in the life of our church. Through each of these ministries, we will seek to get the names of those who come.
3. **Visitation of Guests.** Contact will be made to visit with new people. Those visited will get acquainted with the team members, be informed of our church ministries, have a gospel presentation shared with them (if appropriate) and be invited to the Life Group (Small Group and One-to-One training).

Life Group = Small Group + One-to-One

4. **Small Group.** Each week for one and a half to two hours, a group of new people meet along with those who are equipped in the One-to-One training, to build friendships in the context of a brief time of sharing together, Bible study and Prayer.
5. **One-to-One.** A man meets with a man or a woman meets with a woman each week at their convenience to study and apply Biblical truth as they proceed through the following three studies:
6. **Dynamic Basics.** This four session study will acquaint the new Christian with Bible truth essential to begin growing.
7. **Dynamic Discipling.** This nine session study will develop character and lifestyle in the young Christian as he applies what is learned.
8. **Dynamic Sharing.** This six session study will equip you to share your faith with confidence and in a natural way.
9. **Leader Development.** As potential leaders are identified they should serve as an Apprentice Leader to prepare them to be a leader of a specific ministry. You may want to have these new leaders complete a class to orient them to your church. This could include topics such as purpose, structure, baptism and membership.
10. **Placement in Ministry.** Having been developed with the Dynamic Life Process, you are ready to help others grow. There are many areas to choose from including the ones you have completed.
(Example: Dynamic Basics, Discipling, and Sharing).

Dynamic *DISCIPLING*

GENERAL INSTRUCTIONS FOR DISCIPLES

Congratulations! You have completed your training and are now qualified to train others.

You are about to begin the exciting adventure of influencing another believer to become a disciple of Christ.

You will have the joy of being obedient to Christ as you help a fellow Christian grow in faith and obedience.

God's plan is for every believer to be a disciple. You are a vital part of that world-wide work which He would have His people accomplish in this age. Is there anything more important?

“Therefore go and make disciples of all nations,”

Matthew 28:19a

GOD'S STRATEGY

God's strategy for reaching the world is for us to make disciples through evangelising and teaching them to obey. We must be obedient and pass it on.

If you trained one person every four months (three persons every year) and those persons reproduced in the same way every four months, starting from the time they completed their training, this is what would happen:

YEAR	TOTAL
1	7
2	49
3	343
4	2,401
5	16,807

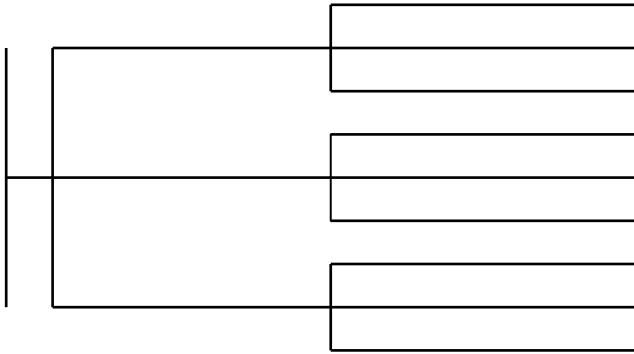
When this sequence is completed, there is **REPRODUCTION**. In the process of making disciples (Matt. 28:18-20) we are to be obedient in going (evangelism) and in teaching to obey. Just as Paul taught Timothy to obey, he was then to teach reliable men (mankind) to obey. They would in turn teach others to obey. So we are to do likewise.

REPRODUCTION IS THE KEY! It begins slowly, but expands rapidly as **MULTIPLICATION** takes place.

Paul → Timothy → Faithful Men → Others

Me → My Disciples → Their Disciples → Others

Keep a record of those you train and those they train. The real key to reproduction is selecting people who will pass it on and then working with them until they do pass it on to at least three other people who will do the same.



ADVANTAGES OF TRAINING ONE-TO-ONE

DYNAMIC DISCIPLING, ONE-TO-ONE:

- draws out the potential of the trainer and the trainee.
- produces people with well-thought-through personal convictions.
- builds self-confidence.
- helps the trainees learn to express themselves clearly.
- allows for maximum participation, which results in increased motivation.
- helps them be open to new ideas because they realise they are forming new skills and will welcome your personal coaching.

- allows informality. The trainer and trainee know what the other really thinks and feels thus giving an opportunity to help each other with personal needs.
- does not require a leader with public speaking ability in order to be successful. Almost anyone can do individual training.
- enables the trainer to determine whether or not the trainee is really learning.
- rapidly reproduces. One-to-one begins slowly, with only a few people involved. As each one reproduces, the potential to equip many people to disciple others is unequalled. Reproductive training is our only hope to reach the masses of our world and fulfil our Lord's Great Commission.

PURPOSE

The purpose of One-to-One Dynamic Discipling is to learn and apply the basic truths of the Christian life and pass these on to others.

GOALS

1. To help the trainee gain a vision for evangelism and discipleship.
2. To establish the trainee's confidence in the Holy Spirit's power and direction in living victoriously and in sharing with others.
3. To assist the trainee in learning how to share a personal testimony.
4. To equip the trainee to be a witness for Christ by word and life.
5. To equip the trainee to disciple others and to **REPRODUCE**.
6. To establish enough witnessing disciples to expose the entire community to the gospel of Jesus Christ.

HOW TO SELECT A TRAINEE

1. Pray. Ask God to lead you to the person of His choice.
2. Challenge those in your Life Group.
3. Train those you lead to Christ.
4. Consider friends in your church.
5. A man trains a man, and a woman trains a woman.

HOW DO YOU CHALLENGE SOMEONE TO BE DISCIPLINED?

1. Make a personal contact.
2. Share with the person what Dynamic Discipling One-to-One is all about. (Use “Dynamic Discipling, An Opportunity” sheet)
3. Share with the person why this training is important to you and how you have benefited from it.
4. Share your vision of being part of a multiplication strategy to reach the world.

HOW TO BEGIN

1. Challenge the person to the nine week commitment and what that involves (being accountable for weekly assignments, meeting weekly for 1 to 1½ hours to discuss lesson.)
2. Try to complete your nine sessions in nine weeks. When you begin, arrange the dates that you will get together and mark them on your calendars. (You may need to spend more time with some people. Remember, your goal is not just to cover the material, but to pour your life into the other person.)
3. **Lesson One is taught differently from the other eight lessons.** Your disciple will not have received the materials before you meet so will not have completed the lesson. Follow the checklist for lesson one and as you begin the Bible study, take turns reading the material and looking up and reading the scriptures. Discuss your answers to each question and have your disciple write the answers in his/her book.

For the other eight lessons, the disciple will have completed the lesson before you get together. It is not necessary to read all the material when you meet since your disciple has done so on his/her own. Go over all the questions to be sure that the answers are correct (they do not need to be the same as yours but they should be accurate and show a proper understanding of the question and the scriptural truth).

4. Be sensitive to the person's spiritual need and seek to apply each truth to both of your lives. Let your disciple catch your excitement for God and for the truth you are learning.
5. Keep each other accountable in applying the things you are learning.

WHEN TO MEET

1. You and your trainee can meet at any time that is convenient for the two of you.
2. Plan to meet at the same time each week for nine consecutive weeks. Adjust your schedule as needed. You may need to take more than one appointment to complete a lesson, especially lesson one.

GUIDELINES FOR THE DISCIPLER

SPECIFIC GUIDELINES

1. Prepare for the appropriate lesson before you meet with your disciple.
2. Complete the checklist for each lesson.
3. During each session you will spend 1 to 1½ hours meeting together for the purpose of:
 - understanding the material
 - sharing together
 - role-playing
 - praying
4. Pray that nothing will disrupt your getting together once you have an appointment.
5. If your disciple fails to meet with you as planned or to complete the assignment, encourage him/her to be faithful. If your disciple continues to be unfaithful, you may need to discontinue the discipling process until they are ready to be committed to this study. Pray for your disciple.
6. When you believe your disciple is ready to disciple another person, challenge him/her to do so. Go over these instructions and help him/her choose a disciple, and begin discipling. If you are discipling a mature Christian who will be a trainer of others, that person could begin with another disciple before completing all the lessons with you. Always encourage reproduction!
7. Challenge your disciple to continue to learn and grow by going on to the Dynamic Sharing and/or discipling another person. There are other opportunities in the church that will also develop your disciple.

GENERAL GUIDELINES

1. Enjoy your time together; spend time praising God. Be loving and supportive in every way.
2. Be open to sharing your inadequacies but emphasise the sufficiency of Christ (2 Corinthians 12:8-10). You are both learning to trust God.
3. Pray for your disciple regularly.
4. Be patient. Be an encourager.
5. Be enthusiastic. Your attitude is contagious.
6. Share how God is working in you concerning being a more faithful disciple and witness.
7. Respond with thankfulness as you see God work in each other's lives.
8. Keep it simple so that your disciple will be encouraged to begin training another person.

Certificate of Achievement

This is to Certify that

Has successfully completed

Dynamic DISCIPLING

on

Trainer

