

## CHECKOUT FOR LESSON SIX

To complete this lesson, I will: (check when completed).

### PREPARATION

- 1. Complete all material in Lesson Six.
- 2. Prepare to role play the entire presentation for visiting with a friend.
- 3. Finalise the appointment with my friend.

### TO BE COMPLETED WITH TRAINER

- 1. Review material in Lesson Six.
- 2. Role-play the entire format for visiting with a friend, and practice the transitions.
- 3. Call your prospective disciple back to obtain their response to the “Dynamic Sharing, An Opportunity” sheet and confirm dates to begin.

### Prayer Time

- 4. Pray together for today's appointment with a friend.

I request prayer this week for:

---

---

---

Pray by name for those we will be training next.

Pray for each other as we reproduce our lives into others.

### Evangelistic Visitation

- 5. Together introduce ourselves and establish rapport.
- 6. Be observed by trainer in all aspects of the visit with a friend.
  - share testimony.
  - ask the diagnostic questions.
  - share the gospel booklet or the Spirit-filled life message.
  - invite them to attend a Life Group (Small Group and One-to-One training).
  - complete the Guest/Contact Report. (This report should be handed to your Life Group leader or visitation co-ordinator.)

# DYNAMIC

## -- Sharing --

Lesson Six

### PEOPLE REACHING PEOPLE

#### PERSONAL DEVELOPMENT

##### A VISION FOR MY WORLD

The critical need of this hour is for Christians to recapture the vision contained in Jesus Christ's command to His disciples, "Go into all the world and preach the good news to all creation" Mark 16:15

This Great Commission from our Lord was obviously a challenge that the disciples could not fulfil in their own power. However, the Holy Spirit was able to move through men and women, causing such a rapid chain reaction of new believers that all the known world of the first century heard the claims of Christ. The gospel penetrated lives with such power that a pagan Roman Empire was "turned upside down."

The power of Jesus Christ and His gospel is undiminished today; yet, twenty first century Christianity's influence has not equalled that of the first century. This has resulted in over half of the people living today never having heard the message of Christ.

Our Lord never told the world to go to the Christians. Rather, He told Christians to go to the world and to deliver the message of the gospel, which alone "is the power of God unto salvation." The goal of this session is to instruct and motivate you regarding your potential to influence others for Christ.

Today, most Christians live lives of personal defeat and it affects their witnessing to others. Much attention is given to all the negative influences in modern society, but Christians are rarely made aware of how God can use them to be a positive influence. Just as Paul felt so inadequate that he described his condition as "*in weakness and fear and with much trembling*" I Corinthians 2:3, so, many Christians are beset by doubts that they can exert any influence on non-Christians. You need to see how Paul was not defeated by his inferiority feelings. His ministry was powerful: "*We proclaim him, admonishing and teaching everyone with all wisdom, so that we may present everyone perfect in Christ. To this end I labour, struggling with all his energy, which so powerfully works in me*" Colossians 1:28,29. You can also be used of God, not because you are bold or wise, but because God works within you.

#### PRINCIPLES FOR INFLUENCING OTHERS

What are three important principles for effectively influencing others for Christ as given in Colossians 4: 2-6?

1. \_\_\_\_\_
2. \_\_\_\_\_
3. \_\_\_\_\_

#### PAUL'S EXAMPLE

Read 1 Corinthians 9: 19-23. List each of Paul's spheres of influence.

\_\_\_\_\_  
\_\_\_\_\_

Why did Paul seek to have such a broad influence?

\_\_\_\_\_  
\_\_\_\_\_

What should be our objective in influencing others?

\_\_\_\_\_  
\_\_\_\_\_

#### OTHER EXAMPLES OF DIRECT INFLUENCE

1. Who did Andrew bring to Christ? John 1:35-42

\_\_\_\_\_  
\_\_\_\_\_

2. Who did Philip bring to Christ? John 1:43-49

\_\_\_\_\_  
\_\_\_\_\_

#### YOUR SPHERE OF INFLUENCE - IT'S BIGGER THAN YOU THINK

You have a sphere of influence which encompasses people you know as well as people you have the potential for knowing. The people you know are in **your direct sphere of influence**. You may have daily contact with some of the people in your direct sphere. With others you may have contact only every few months or even years. People with whom you are not acquainted, but have the possibility of meeting, make up **your potential sphere of influence**. For example, a member of your civic club or a friend of a friend would be in your potential sphere of influence.

## YOUR DIRECT SPHERE OF INFLUENCE

Most of us do not realise the extent of our influence. Use the formula which follows to estimate the number of non-Christians in your direct sphere of influence.

**Relatives + Co-workers + Neighbours + Friends + Acquaintances**

\_\_\_\_\_ + \_\_\_\_\_ + \_\_\_\_\_ + \_\_\_\_\_ + \_\_\_\_\_

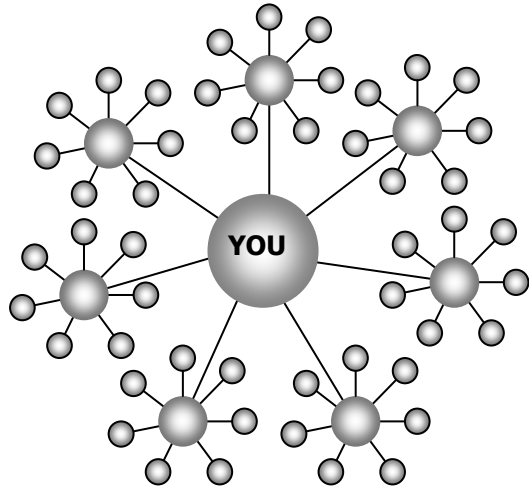
The total of the above is : \_\_\_\_\_ (Total A)

If 7 of these people received Christ and began to reach their sphere of influence, how many people could you influence through them?

Above (Total A) X 7 = \_\_\_\_\_ (Total B)

(A) \_\_\_\_\_ + (B) \_\_\_\_\_ = \_\_\_\_\_

## IDENTIFY YOUR IMMEDIATE SPHERE OF INFLUENCE



Prayerfully select 7 people and seek to share Christ with each one.

1. \_\_\_\_\_
2. \_\_\_\_\_
3. \_\_\_\_\_
4. \_\_\_\_\_
5. \_\_\_\_\_
6. \_\_\_\_\_
7. \_\_\_\_\_

When one of these people receives Christ, be sure to help him reach his sphere of influence.

## PRACTICAL TRAINING

### PRACTICAL STRATEGIES TO REACH MY WORLD

Evangelism seems to strike fear into the hearts of many Christians. Why? Most believers have never shared their faith with anyone. Why not? Is it because the unchurched are negative or opposed to the gospel? No! Most people when asked if they would attend a church if invited by a friend said, "Yes, I would". Most people we share with are very open to the gospel. Not all are ready to receive Christ but they are open to talk and want to understand.

The world is changing! The world is in turmoil - nothing seems to make sense! **The gospel makes sense!** It gives hope in a hopeless world. Most people want to hear. We just need to choose methods that are relevant and clear.

There are many methods. Some are more effective than others. To encourage you to be creative here are a few suggestions:

1. Invite people to church.  
Have your friend bring his friend to meet you at a coffee shop or restaurant. Get to know his friend and invite him to attend church or your Life Group.
2. Neighbourhood Questionnaire (see sample at the end of this lesson) This is simple to do and very effective. One man and his partner, recently called on 12 homes in one hour. They talked to 8 people, shared the gospel with 5 people, and 3 prayed to receive Christ. People are so open, they will talk to a stranger and even receive Christ right at their front door.
3. Personal Testimony  
Share your one-minute testimony whenever you have the opportunity. People need to hear what God has done for you. Every Christian should have a simple way of explaining his/her testimony. Help your friends prepare their "Life Story". Use the workshop in Lesson One.
4. Gospel Booklets  
Always carry gospel and Holy Spirit booklets with you in your pocket or purse so you will be prepared.
5. Films or Videos
  - Jesus film
  - Marriage
  - Parent and Teen
  - Drug abuse etc.

You could leave one with a friend to view and follow up later or invite

friends over for the evening to view the film. This can be done anytime. Special occasions such as Christmas or Easter are especially appropriate.

6. Friendship Parties

See booklet entitled "How to Have a Friendship Party", for clear instructions on how to set up and conduct a Friendship Party. This is an excellent strategy to use with your Life Group or with other friends.

7. One-to-One Dynamic Sharing

The reproductive nature of One-to-One, will result in the greatest number of people being reached. It will require patience at first because it starts out with small numbers. As you train others who train others the numbers will grow. Be sure to begin training another person as soon as you complete one. Get contacts for home visits from your Pastor or visitation co-ordinator. Have each ministry in your church fill out a Guest/Contact Report on each new person with which they have contact. Continue to expand your list of names of people in your sphere of influence. Pray for each one regularly and seek to share Christ with each person.

8. Sharing Christ as a Lifestyle

Now that you have learned how to share the Gospel, and have had several experiences doing so, you are prepared to share with anyone anywhere. This was Paul's vision and burden. Begin to apply these principles in your life.

HOW TO WITNESS AS A LIFESTYLE

A. BE AVAILABLE TO GOD AND TO PEOPLE

Read II Timothy 4:2a. What does this verse mean to you?

---

---

God is more interested in your availability than your ability. He will bring people to Christ through you when you are available to Him.

B. ASK GOD TO GIVE YOU OPPORTUNITIES TO WITNESS

1. Be specific. Pray for God to arrange divine appointments. Ask Him to lead you to someone.
2. Assume that when you are alone with a person for a few minutes that it is an answer to your prayer.
3. Consider an opportunity to witness a privilege, not a responsibility.

C. MEET PEOPLE WHERE THEY ARE

Many Christians spend most of their time with other believers going from one Christian activity to another, leaving little opportunity to meet people who are unbelievers.

In order to share Christ with non-Christians you must go where they are. Be alert and share as the Lord gives you opportunity.

D. ASK GOD TO GIVE YOU A LOVING INTEREST IN EVERYONE YOU MEET

1. Be friendly
2. Open the conversation by asking questions. Questions of where, who, how, what, when and why help develop conversation.
  - a. Read John 4:7. What question did Jesus ask the woman at the well?

---

Why did He ask her this question? \_\_\_\_\_

---

- b. Read Acts 8:30. What question did Philip ask?

---

---

Why did he ask this question? \_\_\_\_\_

---

3. Some suggested questions to ask:

- a. A neighbour:

"Hi, my name is \_\_\_\_\_. I just wanted a chance to meet you. How long have you lived here?"
- b. A fellow traveller:

"Hi, my name is \_\_\_\_\_. Where are you travelling to?"
- c. Others:

"Do you live in this city (area)?"  
"What do you do for a living?"  
"May I help you?"  
"Will you help me with \_\_\_\_\_?"

## E. TALK ABOUT CHRIST

Read Acts 8:4. What does it say about the believers?

---

---

First century Christians talked the good news of Christ in their everyday conversations wherever they went. Today we need to have our eyes open to the many opportunities to meet people and share Christ. You are a unique person and have a sphere of influence not duplicated by any other person. Begin to establish rapport with individuals by asking questions, sharing your own experience, and then using simple transitions which will allow you to share the gospel with them.

### SAMPLE TRANSITIONS

1. *"I have been studying a little booklet that really makes sense. May I share it with you?"*
2. *"I have a booklet that explains what it means to be a Christian. May I share it with you?"*
3. Give a short personal testimony and say, *"Let me show you what is involved in becoming a Christian."*
4. *"Do you ever think about spiritual things?"* or *"Are you interested in spiritual things?"*
5. *"May I share with you how Jesus Christ relates to life today? Do you have a few minutes?"*
6. *"Have you come to the place in your spiritual life where you know for certain that if you were to die today that you would go to heaven?"* \*  
If yes say, *"Suppose you were to die today and stand before God and He were to say to you, 'Why should I let you into my heaven?', what would you say?"* \*

\* Kennedy E.E. Questions

Choose strategies that would be appropriate for you and the various people with whom you have the opportunity to share God's love.

### Remember to:

**Be available to God and to people**

**Ask God to give you opportunities to witness**

**Meet people where they are**

**Ask God to give you a loving interest in everyone you meet**

**Talk about Christ**

God bless you as you share the good news of Jesus Christ and train others to do the same





# DYNAMIC

## -- Sharing --

### GENERAL INSTRUCTIONS FOR TRAINERS

Congratulations! You have completed your training and are now qualified to train others.

You are about to begin the exciting adventure of influencing another believer to be a witness for Christ.

You will have the joy of being obedient to Christ as you help a fellow Christian grow in faith and obedience.

God's plan is for every believer to be a witness for Him. You are a vital part of that world-wide work which He would have His people accomplish in this age. Is there anything more important?

*"For the Son of Man came to seek and to save the lost."* Luke 19:10

### GOD'S STRATEGY

God's strategy for reaching the world is for us to make disciples through evangelising and teaching them to obey. We must be obedient and pass it on.

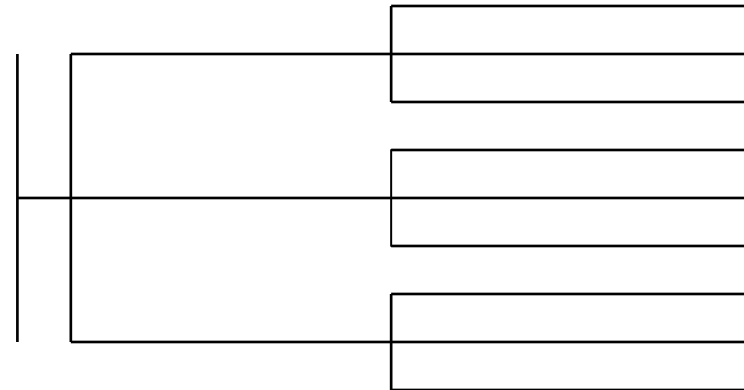
If you trained one person every four months (three people every year) and those people would reproduce in the same way every four months, starting from the time they completed their training, this is what would happen:

YEAR	TOTAL
1	7
2	49
3	343
4	2,401
5	16,807

This sequence is **REPRODUCTION**. In the process of making disciples (Matt. 28:18-20) we are to be obedient in going (evangelism) and in teaching to obey. Just as Paul taught Timothy, who was then to teach reliable men (mankind), who would in turn teach others to obey, so we are to do likewise.

**REPRODUCTION IS THE KEY!** It begins slowly, but expands rapidly as **MULTIPLICATION** takes place.

Paul -> Timothy -> Faithful Men -> Others  
 Me -> My Disciple -> Their Disciple -> Others



Keep a record of those you train and those they train. The real key to reproduction is selecting people who will pass it on and then working with them until they do pass it on to at least three other people who will do the same.

### DYNAMIC SHARING, ONE-TO-ONE

#### ADVANTAGES OF TRAINING ONE-TO-ONE:

- draws out the potential of the trainer and the trainee.
- produces people with well-thought-through personal convictions.
- builds self-confidence.
- helps the trainees learn to express themselves clearly.
- allows for maximum participation, which results in increased motivation.
- helps them be open to new ideas because they realise they are forming new skills and will welcome your personal coaching.
- allows informality. The trainer and trainee know what the other really thinks and feels thus giving an opportunity to help each other with personal needs.
- does not require a leader with public speaking ability in order to be successful. Almost anyone can do individual training.



- enables the trainer to determine whether or not the trainee is really learning.
- rapidly reproduces. One-to-one begins slowly, with only a few people involved. As each one reproduces, the potential to equip many people to share their faith is unequalled. Reproductive training is our only hope to reach the masses of our world and fulfil our Lord's Great Commission.

## PURPOSE

The purpose of Dynamic Sharing One-to-One is to learn and apply a transferable method of sharing your faith and passing it on to others.

## GOALS

1. To help the trainee gain a vision for evangelism.
2. To establish the trainee's confidence in the Holy Spirit's power and direction in witnessing.
3. To assist the trainee in learning how to share a personal testimony.
4. To equip the trainee to be a witness for Christ by word and life.
5. To establish each person visited, in a Small Group and One-to-One training.
6. To equip the trainee to train others to witness and to **REPRODUCE** his life to others.
7. To establish enough witnessing disciples to expose the entire community to the gospel of Jesus Christ.

## HOW TO SELECT A TRAINEE

1. Pray. Ask God to lead you to the person of His choice.
2. Challenge those in your Life Group.
3. Train those you lead to Christ.
4. Consider friends in your church.
5. A man trains a man, and a woman trains a woman.

## HOW DO YOU CHALLENGE SOMEONE TO BE TRAINED

1. Make a personal contact.
2. Share with the person what Dynamic Sharing One-to-One is all about. (Use the "Dynamic Sharing, An Opportunity" sheet end of Lesson Five)
3. Share with the person why this training is important to you and how you have benefited from it.

4. Share your vision of being part of a multiplication strategy to reach the world.

## HOW TO BEGIN

1. Challenge the person to the six week commitment. Explain that it involves being accountable for assignments, meeting weekly for an hour to discuss lesson, and then going on an evangelistic appointment each week.
2. Try to complete your six sessions in six weeks. When you begin, arrange the dates that you will get together and mark them on your calendars.

## WHEN TO MEET

1. You and your trainee can meet at any time that is convenient for the two of you and those you are visiting.
2. Plan to meet at the same time each week for six consecutive weeks. Adjust your schedule as needed to facilitate the evangelistic appointment.
3. You may want to meet at the church at the same time each week with other trainers and trainees to do your one-to-one training.

### Suggested schedule:

- |         |  |
|---------|--|
| 6:45 PM | • One-to-One lesson review   |
| 7:45 PM | • all meet together  |
|         | • receive names (if you have a co-ordinator setting up appointments) |
|         | • pray together  |
| 8:00PM  | • each team (trainer and trainee) go to your appointment             |

### The benefits of training together with others:

- a. Mutual encouragement.
- b. Consistency. You have a definite time each week to plan towards.
- c. Accountability to each other to be there regularly.
- d. Other opportunities will be available should your appointment cancel.
- e. Group prayer support.

## GUIDELINES FOR THE TRAINER

### SPECIFIC GUIDELINES

1. Prepare for the appropriate lesson before you meet with the trainee.

2. Complete the checklist for each lesson.  
During each session you will spend 1 hour meeting together for the purpose of:
  - understanding the material
  - sharing together
  - role-playing
  - prayingThen you will go on an evangelistic visit (generally, the visit will take about an hour plus travel time).
  
4. Arrange evangelistic appointments approximately one week ahead. Pray that nothing will disrupt your getting together once you have an appointment.

**Possible types of appointments:**

- a. Visit someone who has visited the church.
  - b. Visit someone who has contact with the church, such as parents of children or young people active in some ministry of the church.
  - c. Visit door-to-door with the Neighbourhood Questionnaire designed for sharing the gospel (see sample). Remember to complete the Guest/Contact Report and give it to your Life Group Leader or visitation co-ordinator.
  - d. On sessions four and six you will visit with personal friends.
5. At the conclusion of each evangelistic visit, pray together. Thank the Lord for what He did and pray for those visited.
  
  6. Present the “Certificate of Achievement” upon completion of session six. When appropriate, make this presentation at your Life Group. Those who complete Dynamic Basics, Discipling and Sharing should receive special recognition by the pastor in the Sunday Service.


**GENERAL GUIDELINES**

1. Enjoy your time together; spend time praising God. Be loving and supportive in every way.
2. Be open to sharing your inadequacies but emphasise the sufficiency of Christ (2 Corinthians 12:8-10). You are both learning to trust God.
3. Pray for your trainee regularly.
4. Be patient. Be an encourager.
5. Be enthusiastic. Your attitude is contagious.
6. Share how God is working in you concerning being a more faithful witness.
7. Respond with thankfulness as you see God work in people's lives.

## DESCRIBING THE DYNAMIC LIFE PROCESS

### HOW TO EXPLAIN THE DYNAMIC LIFE PROCESS DIAGRAM

Using the diagram and the description that follows, explain each aspect of the process.



1. **Community.** As we reach out into the community and share the Gospel of God's love, we will be attracting new people to our church family.
2. **Youth, Worship, Sunday School, Small Groups and Other Ministries** all provide opportunities to invite new people to participate in the life of our church. Through each of these ministries, we will seek to get the names of those who come.
3. **Visitation of Guests.** Contact will be made to visit with new people. Those visited will get acquainted with the team members, be informed of our church ministries, have a gospel presentation shared with them (if appropriate) and be invited to the Life Group (Small Group and One-to-One training).

## Life Group = Small Group + One-to-One

4. **Small Group.** Each week for one and a half to two hours, a group of new people meet along with those who are equipped in the One-to-One training, to build friendships in the context of a brief time of Sharing together, Bible study and Prayer.
5. **One-to-One.** A man meets with a man or a woman meets with a woman each week at their convenience to study and apply Biblical truth as they proceed through the following three studies:
6. **Dynamic Basics.** This four session study will acquaint the new Christian with Bible truth essential to begin growing.
7. **Dynamic Discipling.** This nine session study will develop character and lifestyle in the young Christian as he applies what is learned.
8. **Dynamic Sharing.** This six session study will equip you to share your faith with confidence and in a natural way.
9. **Leader Development.** As potential leaders are identified they should serve as an Apprentice Leader to prepare them to be a leader of a specific ministry. You may want to have these new leaders complete a class to orient them to your church. This could include topics such as purpose, structure, baptism and membership.
10. **Placement in Ministry.** Having been developed with the Dynamic Life Process, you are ready to help others grow. There are many areas to choose from including the ones you have completed. (e.g.. Dynamic Basics, Discipling, and Sharing).

# Certificate of Achievement

This is to certify that

---

Has successfully completed

***Dynamic Sharing***

on

---

---

Trainer